



# EDMONTON ART CLUB

established 1921

**APRIL  
2024**

## GENERAL MEETING

**APRIL 11, 2024, 7:00 pm**

**Room 404**

[ART CRITIQUES](#) **2**

[NOA PHOTOS](#) **12**

[THE NEW](#) **14**

[EXECUTIVE](#)

[ON THE HORIZON](#) **15**

[SERAYA SMIT](#) **16**

[OTHER NEWS](#) **17**

[OUR SUPPORTERS](#) **20**



**TEMPORARY EDITOR:**

**MARY FRANCES**

**FITZGERALD**

-----



EDMONTON ART CLUB



**Seraya Smit –**

**Into the light acrylic series. 1 of 14 pieces:**

**Love the concept! “I love the way your getting the light happening”. The bike could use a bit of reflection or a secondary wheel.**


**Lorie Meyer -**

**A brave style which is lovely and it feels immediate.**

**A suggestion is for you to limit yourself to 30 minutes per piece and several renditions—try a batch of 10. You will then get one or two that still have that immediacy. Leave the raw edge alone as the wood finish looks lovely.**







**Rebecca Viezel –**

**Graphite Sketch of Freddie: Love the contrast in the neck and mic. The microphone detail is beautifully done. The treatment of the neck lines is amazing.**


**Richard St. Amant –**

**Sculpture:**

**Original work on Pork Skin**

**This could be pinned to a wooden support to make this stand out and more special.**

**The greens have shown up on the skin through aging.**







**Sachiko Motoda –**

**Abstract Love the tissue underneath gives texture. Adding a bit of metallic to the flat areas would be really lovely. For an antique feel you could use a bit of bronze with smallest amount of yellow green. The traditional way of stretching this canvas and using nails is very authentic. Paint the sides and leave the nails showing because they are metallic.**

**Rhea Jansen**

**Early Morning looking East, Edmonton city lights: The black edges are lovely. A continuation of the scene wrapped around the edges would be beautiful. Fluorescent yellow would work well for the underneath color. Fluorescent chartreuse is a very vibrant color.**







**Ada Wong –  
African Portrait  
in Watercolor: I  
love the loose-  
ness with great  
colors. “Very  
Fresh”. A bit  
more color vari-  
ation is needed  
in the scarf on  
the left side.**

**Linda Nelson –  
Bird of Paradise,  
Watercolor:  
Beautiful and well  
mounted. Do more  
for a show!**



[Table of Contents](#)



**Johanne Septou –**

**Hunter in Spirt River:**

**Great Composition. A The tonal variations in the bottom half work very well and maybe missing from his face. The Face feels a bit tentative and needs a bit of tonal variations. The bits of purple in the grasses are lovely. A very confident piece.**



**Nola Bukvi –**

**A barn scene, Acrylics on canvas: “The barn is beautiful”. Repeated pink flora could be incorporated on the bottom left with tonal aspects or bring in some more grasses. The tree needs some grasses in front for blending the tree into the scene.**



**Janet Fraser – Sculpted tree in acrylics “You’ve got that free flowing movement which I really love”. Have the tree curling over your edges to continue the illusion. Having some subtle shine on the tree would make this really beautiful.**

**Mary Frances Fitzgerald – Abstract Acrylic Pour, “Mars on fire”: “Really lovely with interesting techniques”. The bit of metallic makes this very interesting. You can do a triptych, a set of three together in one frame would be lovely.**





**Michaela Yanish –**

**Pomegranates – a minimalist painting on a big canvas.**

**“Your pomegranates are beautiful”. “I love the bit of fluorescent that are giving you lines”. The fluorescent lines could be incorporated into the lower elements. A bit of bright white on the glass to make it shine is needed. The bright green could be toned down a bit.**



**Judy Koch –**

**Antique Series #23. Oil on canvas:**

**This is beautiful. Your series belong in a public gallery setting. Aka St. Albert, Okotoks. These are paid public opportunities for showing your work. These opportunities are run through Carfax. These paintings would work beautifully at the Okotoks Gallery.**





**Muhammed Salayi –  
Western mountain,  
water scene in Tradi-  
tional gouache:**

**Beautiful work! The  
reflections are lovely.  
A matte finish is well  
suited.**

**Yvonne Bilan-Wallace –  
Felted Organic. Part of a series:  
“A beautiful piece – love the  
wrapping of the sides”. The left  
white tree has an abrupt stop of  
the white trunk which could be  
blended with more detailing. In-  
corporate more charcoal to bring  
more fire elements into this sce-  
ne. This piece is treated like  
something very special.**



[Table of Contents](#)





**Sachiko Motoda –**

**Abstract: Love the tissue underneath gives texture. Adding a bit of metallic to the flat areas would be really lovely. For an antique feel you could use a bit of bronze with smallest amount of yellow green. The traditional way of stretching this canvas and using nails is very authentic. Paint the sides and leave the nails showing because they are metallic.**

**Rhea Jansen -**

**Early Morning looking East, Edmonton city lights: The black edges are lovely. A continuation of the scene wrapped around the edges would be beautiful. Fluorescent yellow would work well for the underneath color. Fluorescent chartreuse is a very vibrant color.**





## Tips from Samantha's Williams-Chapelsky: EAC Art Critiques, March 14, 2024

- 1- When using mason boards use a gloss medium to prevent wooden colours coming through the painted piece. A gloss medium first then gesso could be applied.
- 2- To keep canvases flat mark an "X" on the back of your canvas with acrylic paint. This will keep the canvas from warping.
- 3- Use traditional gauche in lieu of acrylic gauche for more of an authentic look.

Samantha, our guest critic, was informative and encouraging. Her knowledge of paints and painting is vast. She is the Golden Working Artist for Alberta, British Columbia, Saskatchewan and Manitoba.

We are fortunate that she is a U of A, BFA Grad and lives in Edmonton. You can find her art in numerous Edmonton and area restaurants and galleries. Her Fall Retreats in Tuscany 2024 and France 2025 are already SOLD OUT.



### ***How Do you Share your Art Work?***

#### ***Curious Minds want to Know!***

Facebook, Instagram, Blogs, Tic Toc, X (formerly Twitter)  
Pinterest, You Tube, Tumblr, Linked In?

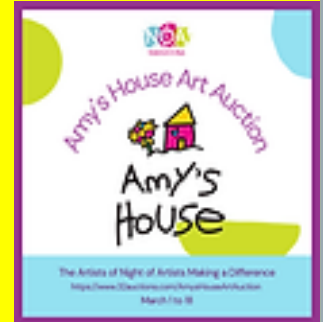




## NIGHT OF ARTISTS GALLERY : THE NOA ARTWALK

March 2024

**27 years of Art  
And Music**



**Bonnie Doon Centre 8330 82  
avenue, Edmonton, AB**

The Edmonton Art Club is thrilled to have a connection with NOA. Some EAC members are current artists in the gallery. In the last two years NOA has hosted EAC Exhibitions

EAC members have participated in the NOA Art Walks.

Featured are: Betty Dean, Jani Galarneau, Seraya Smit, Kerrie Haskell






**NOA  
SPRING  
SHOW**









**ART by  
Janet Fraser  
&  
Jani  
Galarneau**





# The New Executive 2024-2025

## Executive Committee

 <p><b>Jani Galarneau</b> President</p>	 <p><b>Mary Frances Fitzgerald</b> Vice President</p>	 <p><b>Seraya Smit</b> Past President</p>
 <p><b>Penny Lamnek</b> Treasurer</p>	 <p><b>Michaela Yanish</b> Recording Secretary</p>	 <p><b>Diana Panizzon</b> Correspondence/Secretary</p>

3

**WEBMASTER: SERAYA SMIT**

**Who is Looking at our Edmonton Art Club?**

## View Your Stats

January 1, 2023 to December 31, 2023

42 Countries
350 Cities
4,854 users





# The Long & The Short of It

Featuring The Edmonton Art Club  
at The Night of Artists Gallery  
April 6, 2024 – May 7, 2024

## ON THE HORIZON

Our next EAC Show is entitled "The Long and Short of it!". Up to 5 pieces of artwork per artist.

- 1a. Five and five guidelines apply ( new members exempt)
- 1b. The unifying theme is "odd sized canvas", restriction size not larger than 12x24.
- 1c. The event to be hosted at the Night of Artist venue April 2024.
2. Encaustic workshop with SWCA for the Spring 2024-Date TBA
3. Randy Hayashi Acrylic Landscape Workshop Tentative
4. Misericordia Exhibit for September 6, 2024-January 5, 2025
5. Annual Juried Show Fall 2024 -Date TBA
6. Golden Demo/Lecture November 2024 (TBD)
7. Propaganda Exhibit November 2024
8. Misericordia Exhibit May2 -August 29, 2025



## *In the words of Sereya Smit, our new Past President...*

It was a great honour and privilege to lead the Edmonton Art Club for the years 2022 and 2023. It is my belief that we are the custodians of preserving and safeguarding the historical significance of the Edmonton Art Club, particularly now as we are ushering it into a technological and modern age. I also believe that defending the past is as important as embracing change. As the President, I remained an ex officio member of all the committees and actively participated in all the events, exhibits, and initiatives. I followed the mentorship model of Betty Dean, Ada Wong, Myrna Wilkinson, Penny Lamnek, and on occasion, Linda Nelson. Mentorship is a valuable and effective tool that fosters the professional and personal growth of others. Mentors share their knowledge and experience, give constructive feedback, and provide guidance.

Our Members are our heart and soul. They are the ones who bring life, color, and creativity to our club and our community. They are the ones who share their passion, skills, and vision with each other and the world. They are the ones who inspire us to grow, learn, and explore new possibilities in art. Our club is more than just a place to make art. It is a place to connect, collaborate, and celebrate with fellow artists. It is a place to support, encourage, and challenge each other to heights of artistic expression. It is a place to honour our history, embrace our diversity, and shape our future.

We believe that art is essential for human flourishing. It enriches our lives, expands our horizons, and empowers our voices. It reflects our identity, values, and dreams. It connects us with ourselves, each other, and the world.



### **ENCAUSTIC WORKSHOP APRIL 20, 2024**

***EAC Members \$75***

***Non members \$90***

Encaustic is a painting technique that involves using pigmented hot wax to create art. The word "encaustic" comes from the Greek word "enkaustikos," meaning to burn in, which refers to the process of fusing the wax layers. This ancient technique dates back to ancient Greece and Egypt. In encaustic painting, pigments are mixed with melted beeswax and damar resin, creating a coloured wax medium. The artist applies this encaustic medium to a surface, typically a wooden panel, and then uses heat to fuse the layers of wax together. This can be done with a blow torch, an iron, a heat gun, or other tools. Encaustic allows for a variety of effects, including layering, texture, and mixed media. Artists can carve into the wax, create texture with various tools, and even embed objects or collage materials within the layers.



## EAC FACEBOOK

Why not post some of your art work on our Facebook page?

“I remember painting this” “ This painting reminds me” “ I was inspired by”

While creating your art your brain is busy and you may be having a conversation with yourself, and we call that metacognition. In great detail your art tells stories. You draw information from the landscapes, people, the work and art of others, and inspiration from your own life (history or herstory). Thus, as you interpret your world and the world events around us, you are creating your story through your art, and we call that a narrative. Suddenly, you have become a story-teller.

### Volunteer Opportunities:

Treasurer In Training, Grant Committee, Exhibit Organizer, Publicity Organizer, Workshop Organizer

Art by

Donna

Miller



**PAINTOUT: DAVID THOMPSON COUNTRY**

**AUGUST 8-15, 2024**

**LODGING:** [uppershundacampground.ca](http://uppershundacampground.ca); [Hi hostels.com](http://Hihostels.com); Nordegg Lodge Hotel

**CONTACT:** [donnamiller515@gmail.com](mailto:donnamiller515@gmail.com) or 587 985 8196



## MEMBERSHIP CARDS

The Edmonton Art club has resumed issuing official membership cards. You can use these cards to get discounts from art suppliers such as Delta Art and Drafting supplies De Serres, and the Paint Spot. Do not forget to pay your fees!



**MEMBERSHIP FEES \$75** The preferred method of payment is e-transfer. Send to [edmartclub.treasurer@gmail.com](mailto:edmartclub.treasurer@gmail.com)

Please include your name in the e-transfer. Credit card option is available. Go to **Members Only** in EAC website, follow the link to Membership Fees.

The host is Eventbrite.

## ACACA ZONE SHOWS: North, South and Central

<https://acaca.ab.ca/>

### Categories are:

- 2 dimensional: paintings or photographs
- Sculpture
- Fibre Arts
- Digital Art: Illustration
- Digital Art: Manipulation

### Levels are:

- Youth (15-18)
- Beginners
- Intermediate
- Advanced
- Master
- Signature

Did you know that many EAC members are also part of the Alberta Community Art Clubs Association?

Are you a visual artist? Do you want to learn more about how visual artists work and how to share your creative work with others?

<https://www.carfacalberta.com/becoming-a-visual-artist/>

**CARFAC** Alberta has produced a resource that can help. *BECOMING: A Visual Artist* is designed to help you become familiar with the many practical aspects of establishing a visual arts practice in Alberta, particularly in Edmonton.

**CARFAC HAS MOVED** 2nd Floor, 11759 Groat Road  
NW  
Edmonton AB T5M 3K6



## CONNECTIONS

Do you belong to other art clubs in Alberta? Newer members would like to know. As part of the Alberta Communities Art Clubs of Alberta (ACACA) we are searching out Alberta Art Clubs and Art Groups; we have identified 40 to date. It is exciting to know that EAC and ACACA invites sculpture and fibre arts to their communities.

Have you checked out **The Paint Spot Resources Section?**

I am glad I did! Some of the topics are:

**Where** to Find Art Walks In Alberta

**Where** Can I Show My Art?

**How** to Find a Gallery to show My Art?

**Café & diners** that Show Art in Edmonton

**How** to Price Your Art Work

**How** to Write an Artists Statement

**OWNER**

**Kim Fjordbotten**



**I don't believe in art.  
I believe in artists.**

—Marcel Duchamp

@weareteachers

**Art enables us to  
find ourselves and lose  
ourselves at the  
same time.**


—Thomas Merton

@weareteachers





THANK YOU  
TO OUR  
EDMONTON  
SUPPORTS



*Colours* 



Art Supplies & Framing - Discounts for students, seniors, and art memberships

10104 149 Street 780.481.6950 [thegildedrabbit.ca](http://thegildedrabbit.ca)



# THE PAINT



Alberta  
**Foundation**  
 for the **Arts**

**WE are grateful to the Alberta Foundation of the Arts** for their continuing support. As the primary arts resource and grant-funding body in Alberta, the Alberta Foundation for the Arts helps to unleash the potential of every artist through funding, arts promotion, and capacity building. We provide behind-the-scenes support to artists and arts organizations, giving them the power to inspire minds, encourage expression, foster creativity, and contribute to Alberta's economy. From story time at local libraries to annual festivals on neighbourhood streets, the arts are active in your community. Albertans celebrate and support the arts as artists, volunteers, donors, and attendees at local arts events and activities. Experience, celebrate, and take pride in the arts— they're all around you! Read more at [affta.ab.ca/home](http://affta.ab.ca/home)

Visual Arts Alberta – CARFAC is a Provincial Arts Service Organization funded provincially and municipally that provide a communications hub between members of the visual arts community and the general public. Visual Arts Alberta – CARFAC is the affiliate for the national arts organization Canadian Artists Representation/le Front des artistes canadiens (CARFAC) in the province of Alberta. [CARFAC Alberta Office](http://CARFAC Alberta Office) 2nd Floor, 11759 Groat Road NW Edmonton, 1.866.421.1731 [carfacalberta.com](http://carfacalberta.com) or [general@carfacalberta.com](mailto:general@carfacalberta.com)



[Table of Contents](#)